




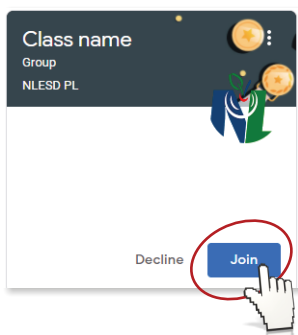
Accessing Google Classroom



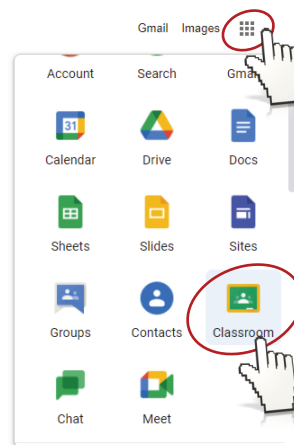
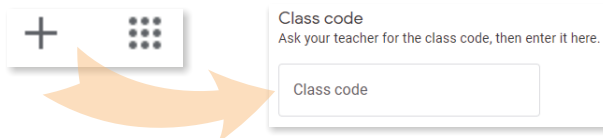
 <https://classroom.google.com/>

STEP 1

Visit https://classroom.google.com and sign in
OR find Google Classroom in the Google App Launcher.

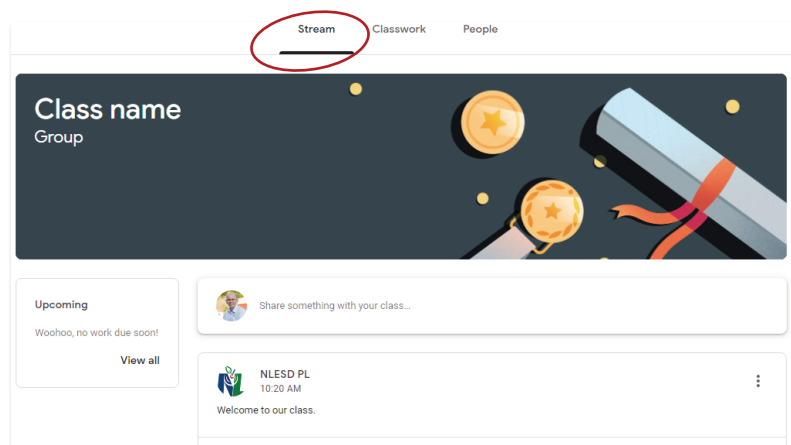
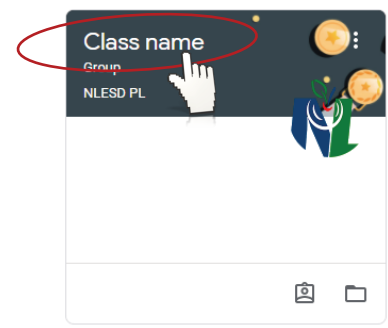


Students visiting for the first time will need to select the **Join** button on the class tile **OR** select the **+** and enter the **Class code** provided by the teacher.



STEP 2

Click/Tap the name on a class tile to open that class.



STEP 3

The class opens to the Stream.

STEP 4

Start interacting with the Class.

The Stream tab has announcements and class conversation.

The Classwork tab has learning materials and assignments.