




Accessing a Google Meet from Classroom

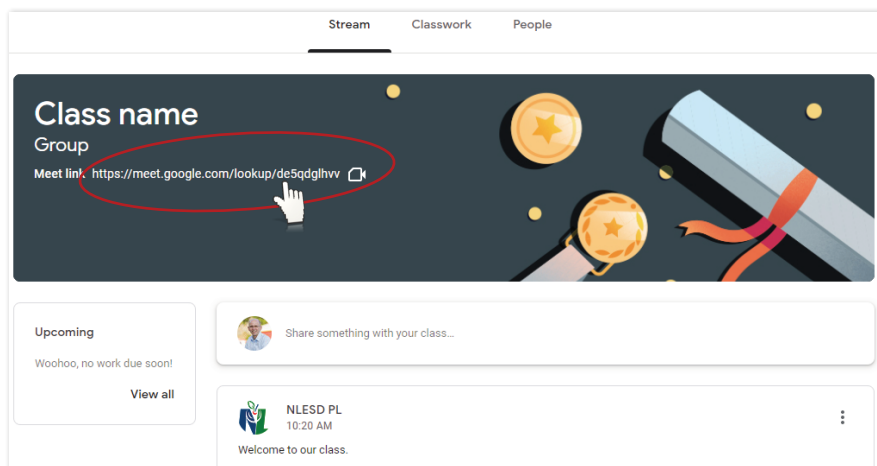
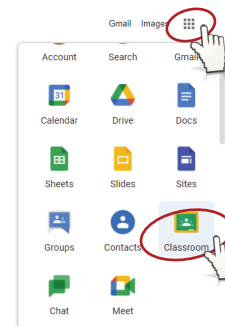


Google Meet in the District video conferencing platform for school, student and guardian communication.

STEP 1

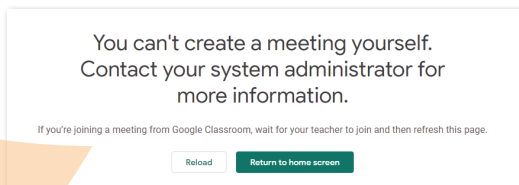
<https://classroom.google.com/>

Go to Google Classroom. Enter your Class. The Class will open to the Stream tab.

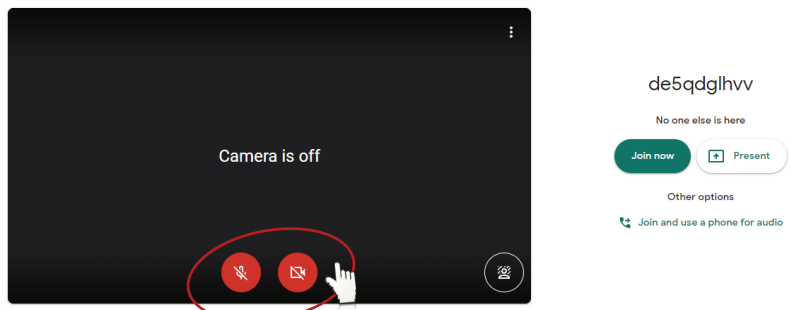


STEP 2

Click the Meet link provided



If the teacher is not present yet you will see this message. Wait and then try again using the Meet link in Classroom



STEP 3

In the Lobby check what the camera can see. Adjust camera and audio settings.

STEP 4

Join the call

